



# High Density MPO to Duplex LC Breakout



Fiber Mountain J-Series breakout panels provide all front-facing connectivity. The panel is modular with room for 8 MPO-to-LC cassettes in a 1 RU frame. Cassettes include Type A and Type B mapped QSFP breakout for 40G, 100G and 400G applications, and are available with Single Mode and Multimode fiber.

## J-Series Specifications

Panel Frame	
Dimensions	0.30" x 19.00" x 1.75"
Weight	0.27 lbs.
Cassette	
Dimensions	3.50" x 4.20" x 0.50"
Weight	0.21 lbs.



## J-Series Cassettes

Fiber Mountain's J-Series cassettes permit dynamic network layouts in a 1RU space. Cassettes are modular, allowing for multiple mapping and breakout options to be combined in the same frame. Cassettes are easily installed or removed from the modular panel frame for low-maintenance setups. J-Series cassettes are available in MPO-8 configurations with multiple fiber mapping options.

## Cassette Adapter Specifications

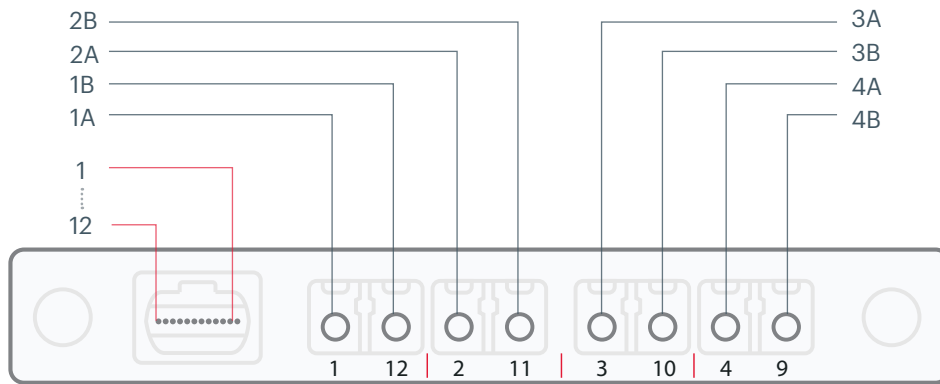
Physical	
LC (Single Mode & Multimode)	UPC
MPO (Single Mode)	APC (pinned)
MPO (Multimode)	APC (pinned)



# Specification Sheet

Cassette							
Catalog No.	Description						
JS-1000-002	J-Series Panel Frame for 8 Cassettes, White						
J-Series Cassettes							
	Catalog No.	Fiber Type	Port Configuration		Polarity	Color	Use Cases
Single Mode	JS-1080-002	SM OS2	1 x MPO-8	4 x Duplex LC	Type A	White	8 x LC to 1 x MPO-8; Type A; Single Mode
	JS-1082-002	SM OS2	1 x MPO-8	4 x Duplex LC	Type B	White	8 x LC to 1 x MPO-8; Type B; Single Mode
Multi Mode	JS-1081-002	MM OM4	1 x MPO-8	4 x Duplex LC	Type A	White	8 x LC to 1 x MPO-8; Type A; Multi Mode
	JS-1083-002	MM OM4	1 x MPO-8	4 x Duplex LC	Type B	White	8 x LC to 1 x MPO-8; Type B; Multi Mode

## MPO-to-LC Port Mapping (Type A)



MPO	1	2	3	4	5-8	9	10	11	12
LC	1A	2A	3A	4A	-	4B	3B	2B	1B

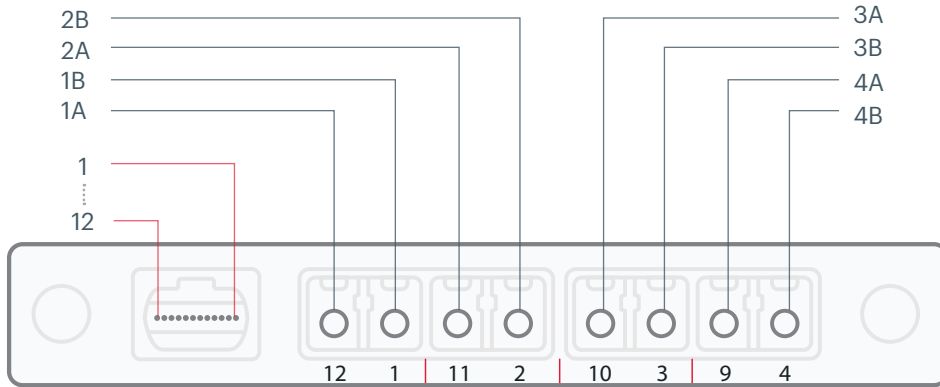
## Fiber Specifications

Insertion Loss (Single Fiber Max.)	
Single Mode MPO - APC	0.35dB
Single Mode LC - UPC	0.30dB

\*Internal fiber is single mode OS2. MPO adapters are green and LC adapters are blue.

Fiber Mountain provides a variety of value added services, including hands-on training, on-site installation, and 24x7 technical support. Contact Fiber Mountain for a schedule of available services. **Warranty:** Return to factory hardware repair or replacement for one year.

# MPO-to-LC Port Mapping (Type B)



MPO	1	2	3	4	5-8	9	10	11	12
LC	1B	2B	3B	4B	-	4A	3A	2A	1A

## Fiber Specifications

Return Loss (Min.)	
Single Mode MPO - APC	>55dB
Single Mode LC - UPC	>50dB

\*Internal fiber is single mode OS2. MPO adapters are green and LC adapters are blue.

Fiber Mountain provides a variety of value added services, including hands-on training, on-site installation, and 24x7 technical support. Contact Fiber Mountain for a schedule of available services. **Warranty:** Return to factory hardware repair or replacement for one year.